

TOSHIBA RECTIFIER SILICON DIFFUSED TYPE

# 5TUZ52

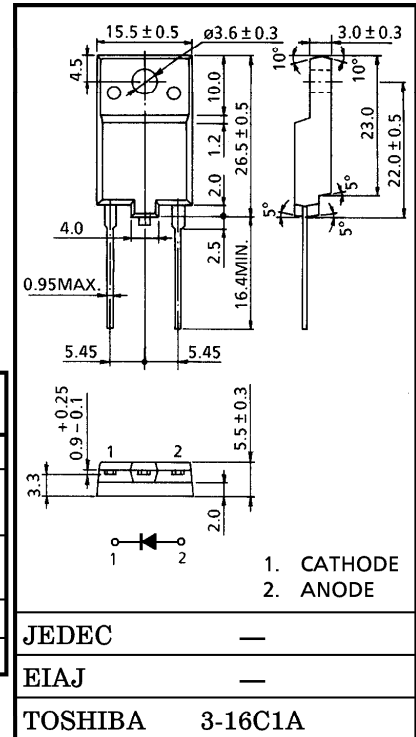
HORIZONTAL DEFLECTION OUTPUT FOR HIGH RESOLUTION DISPLAY,  
COLOR TV (DAMPER-diode)

Unit in mm

- Repetitive Peak Reverse Voltage :  $V_{RRM} = 1500\text{ V}$
- Average Forward Current :  $I_F (AV) = 5\text{ A}$
- Reverse-Recovery Time :  $t_{rr} = 0.6\ \mu\text{s}$
- High Reliability

MAXIMUM RATINGS ( $T_a = 25^\circ\text{C}$ )

CHARACTERISTIC	SYMBOL	RATING	UNIT
Repetitive Peak Reverse Voltage	$V_{RRM}$	1500	V
Average Forward Current ( $T_c = 120^\circ\text{C}$ )	$I_F (AV)$	5	A
Peak One Cycle Surge Forward Current (Non-Repetitive)	$I_{FSM}$	50 (50 Hz)	A
Junction Temperature	$T_j$	-40~150	$^\circ\text{C}$
Storage Temperature Range	$T_{stg}$	-40~150	$^\circ\text{C}$




ELECTRICAL CHARACTERISTICS ( $T_a = 25^\circ\text{C}$ )

Weight : 5.5 g (Typ.)

CHARACTERISTIC	SYMBOL	TEST CONDITION	MIN.	TYP.	MAX.	UNIT
Peak Forward Voltage	$V_{FM}$	$I_{FM} = 5\text{ A}$	—	—	1.8	V
Repetitive Peak Reverse Current	$I_{RRM}$	$V_{RRM} = 1500\text{ V}$	—	—	50	$\mu\text{A}$
Reverse Recovery Time	$t_{rr}$	$I_F = 0.1\text{ A}, I_R = 0.1\text{ A}$	—	—	0.6	$\mu\text{s}$
Thermal Resistance	$R_{th(j-c)}$	DC	—	—	2.5	$^\circ\text{C/W}$

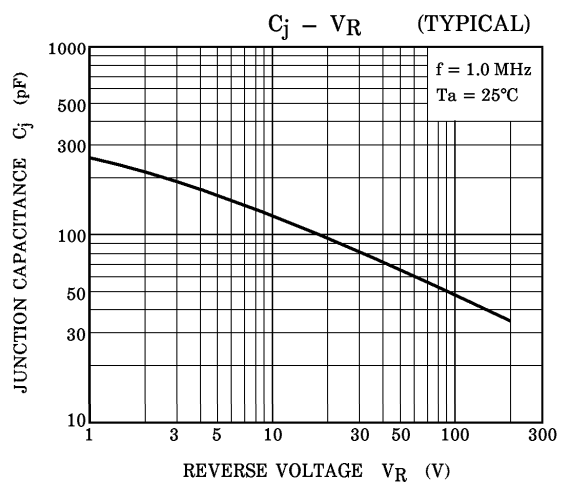
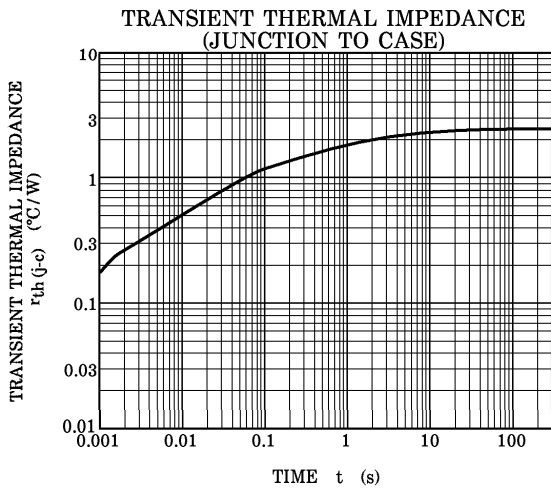
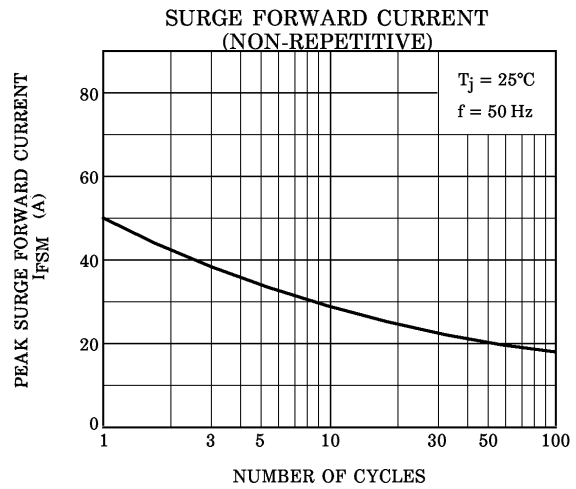
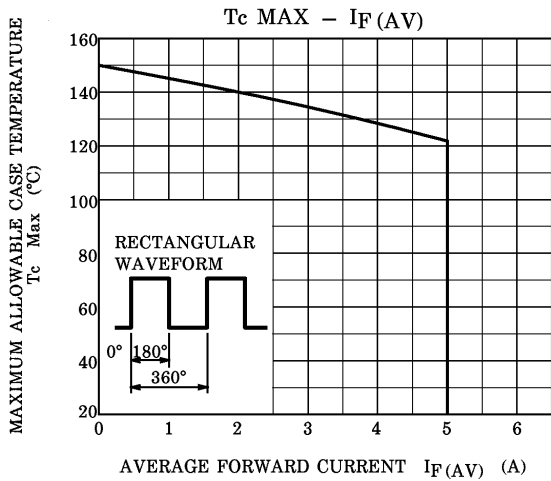
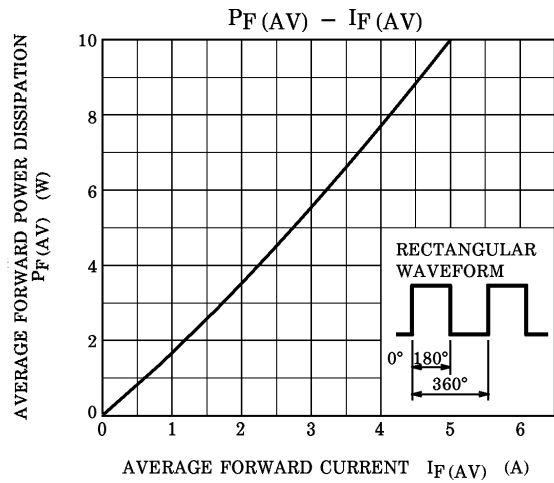
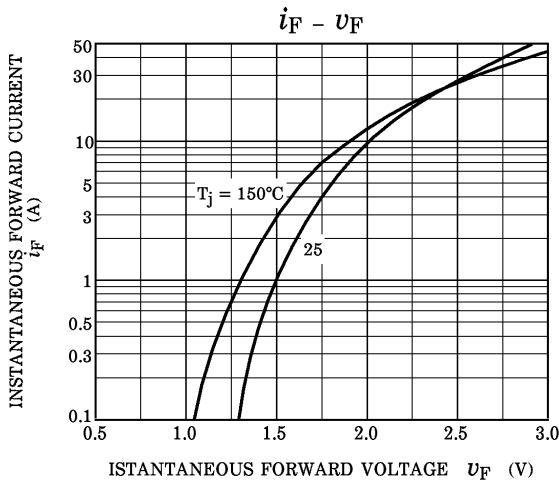
MARKING



※NUMBER	SYMBOL	MARK
※1	TOSHIBA Product Mark	
※2	TYPE	5TUZ52
※3	Polarity Mark	
※4	Lot Number □ □ — Month (Starting from Alphabet A) — Year (Last Number of the Christian Era)	Example 6A : January 1996 6B : February 1996 6L : December 1996

961001EAA2

● TOSHIBA is continually working to improve the quality and the reliability of its products. Nevertheless, semiconductor devices in general can malfunction or fail due to their inherent electrical sensitivity and vulnerability to physical stress. It is the responsibility of the buyer, when utilizing TOSHIBA products, to observe standards of safety, and to avoid situations in which a malfunction or failure of a TOSHIBA product could cause loss of human life, bodily injury or damage to property. In developing your designs, please ensure that TOSHIBA products are used within specified operating ranges as set forth in the most recent products specifications. Also, please keep in mind the precautions and conditions set forth in the TOSHIBA Semiconductor Reliability Handbook.



961001EAA2'

- The information contained herein is presented only as a guide for the applications of our products. No responsibility is assumed by TOSHIBA CORPORATION for any infringements of intellectual property or other rights of the third parties which may result from its use. No license is granted by implication or otherwise under any intellectual property or other rights of TOSHIBA CORPORATION or others.
- The information contained herein is subject to change without notice.